






## MILES MOBILE (for 7+ year olds)

Who made it?

The artwork in the picture above was made by artist Israel Randell and is called *Wahi Ngaro*. It is made with electroluminescent wire and was the Miles Supreme Award winner of the Miles Art Awards 2020. Israel's artwork is currently on display at Tauranga Art Gallery alongside all other finalists' works. You could take a visual tour through the exhibition online on [artgallery.org.nz](http://artgallery.org.nz). and vote for your favourite artwork for the People's Choice Award!

### what you will need:

-  Kebab sticks or any other straight sticks
-  Hot glue (use tape as an alternative)
-  Scissors
-  Wool, fabric strips or tinfoil
-  Fishing nylon

### Fancy art word!

A **mobile** is a type of sculpture that is made of hanging parts that are all perfectly balanced and are set in motion by air currents.

# Get ready to make some art!

## Step 1

Collect some straight sticks or kebab sticks, cut and lay them out to make triangle shapes of 3 different sizes.




## Step 2

Wrap your individual sticks in wool (thicker wool is easier) or fabric strips and tie them at the ends.



## Step 3


Hot glue your pieces into triangle shapes at the corners (you might need some adult help with this). Let the glue dry. You could wrap wool around the glue and cut off any loose ends to keep it tidy.



## Step 4

Tie fishing wire onto a corner of each triangle. Use another stick to tie the triangles to (you may need a big person to help with this part).

Extra idea: You could try tying your triangles together to make a sculpture that sits on its own.



**WE'D LOVE TO SEE YOUR MASTERPIECE!** Ask an adult to help you take a picture and tag @taurangaartgallery, or send it for us to see at [education@artgallery.org.nz](mailto:education@artgallery.org.nz)

**tauranga art gallery**

toī tauranga

